


ASD Visual Strategy


Support Pack

Schedule


Breakfast









get dressed



work



 clean teeth	 brush hair	 get dressed
 bath	 shower	 school

I need help



First	Then

ASD Visual Strategy Support Pack

We have put together a pack that may support your child at home during this time. The following has been included:

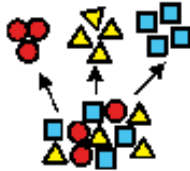
- **Schedule pictures/visual supports**: work, leisure, sensory and movement activities. You can use these pictures to help support your child's understanding of what activities they will do each day. These pictures can also be used on a choice board.
- **First/Then board**: you can use this simple schedule with your child to support their understanding of any activities that are going to take place. Place a picture of the activity you want your child to do 'first' on the left hand side and the second activity on the right hand side under 'next'. The activity that is 'next' should be motivating and enjoyable.
- **Schedule**: You can use this page to show your child the routine of the day. Think about the plan for the day starting from getting up. Work from top to bottom on the page placing the pictures under each other in the order that they will happen. It is okay to only place 3 or 4 pictures on at a time. Once they have worked through these then repeat for the next set of activities (e.g.) breakfast/get dressed/TV then lunch/l pad/outside.
- **Choice Board**: You may want to use this to give your child a choice throughout the day. You don't have to put 6 choices on the board you can have just 2 or 3 choices just whatever you feel your child can manage.
- **Extras**: You can use this sheet to draw any pictures that you may need. You don't need to be a great artist as long as your child knows what it is that is fine.
- **Token Board**: This is great to support behaviour and motivate your child to complete activities. You choose the reward and each time your child completes an activity they earn a star and are one step closer to earning their reward.
- **Additional Pictures**: Some more visual supports that you may find useful.

work



WORK

sorting



computer




writing




reading



maths



drawing



letters

Aa Bb Cc
Dd Ee Ff

numbers



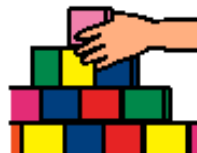
worksheet



puzzle



building



spellings



homework



cooking



music





MOVEMENT

swing



trampoline



run



football



walk



garden



bike



skipping



climbing



walk the dog



ball



dance



slide






Leisure activities

play



draw



water table



sandpit



play doh



dolls



games



puzzle



bike



TV



read



arts & crafts



slide



Listen to music





Sensory

Play doh



swing



trampoline



sandpit



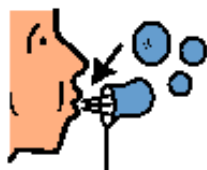
paints



shaving cream



blow bubbles



ball bath



balloons



bean bag chair



Slime



Sensory Toys



tent



Lights



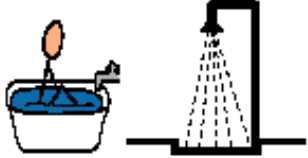
water table





Schedule

bath/shower



breakfast



toilet



snack



lunch



pyjamas



dinner



car



bedtime



TV



brush teeth



get dressed



work







play





Ipad



Extras



Choice Board




First	Then
-------	------

First	Then
-------	------

Schedule

Token Board

I am working for.....



Additional Cards

quiet



listen



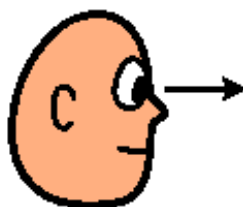
wait a minute



hands down



look



no



sit



I need help



Choice

